



Starved Rock State Park

Junior Ranger Guide

8 yrs. & up



Take Only Memories.....Leave Only Footprints.

This workbook belongs to:

Welcome, Adult Leaders & Parents

We are very happy you have come to Starved Rock State Park! We hope you enjoy your visit and the Junior Ranger adventure with your children.

It is the mission of the Illinois State Park system to protect the natural and cultural resources of the parks while allowing visitors to enjoy resource-based recreational activities. As part of that mission, the goal of the Junior Ranger program is to ignite excitement about the outdoors in youth and to interactively educate them about Starved Rock State Park's natural and cultural resources.

The activities in this guide are developed for children between the ages of 8-12, although children of any age are welcome to participate. We encourage you to assist with the activities and to have fun exploring the outdoors safely. Before you begin, please review the safety guidelines and park rules located in the beginning of this guide together with your children.

At least five activities will need to be completed to receive the Junior Ranger certificate and badge. If some activities are below your child's level. You are encouraged to add your own spin. Ask them questions that will inspire them to think critically about the topic, or add math and science concepts.

The most important thing about this Junior Ranger program is that you and your children have fun! Care and concern for our parks begins with interest, and interest can be sparked by having fun, memorable, face-to-face experiences with nature and history.

Happy Adventures!

The Rangers and Volunteers of Starved Rock State Park

For questions about the program contact:

Starved Rock State Park Visitor Center

Natural Resources Coordinator

1-815-667-4726


Welcome, future Junior Ranger, to Starved Rock State Park!

We are so glad you are here to explore the story, plants, and animals that make Starved Rock State Park special! As a Junior Ranger, you can help Park Rangers do their job to **PROTECT** the park's natural and historic places so that people can always visit and enjoy them.

To become a Junior Ranger you will need to:

1. Have fun. Be an explorer! You can hike a trail and explore the visitor center.
2. Do at least **5 activities** in this book during your adventure. Complete activities 1 & 2 (which are mandatory) and choose 3 other activities. Then bring it to the Visitor Center from 9:00 a.m. – 3:30p.m.
3. Receive your Junior Ranger badge and certificate. You will then be an official Junior Ranger at Starved Rock State Park!

If you have any questions ask a Park Ranger or Volunteer. They love to hear what new things you have discovered.



Your Duty to Protect

Junior Rangers are stewards of the natural and historical aspects of Starved Rock State Park. They show respect for nature by taking good care of it for other people to see and learn about. Here are some park rules you should follow as a Junior Ranger to help protect the park's nature and history for all to enjoy.

Thank you for being a steward of our special park!



Junior Ranger Safety Rules

Junior Rangers always know how to be smart and stay safe on their outdoor adventures. Be sure to learn and follow these safety rules when you go exploring. Just remember **WATCH:**

Watch the weather – Always keep an eye on the sky. If you hear thunder or see lightning head back, even if it seems far away.


Watch for Animals – Critters are great to see from a distance but NEVER try to touch or feed wildlife.

Walk on the Trails – Stay on the trails so you don't get hurt, lost, or cause harm to the plants and wildlife. Staying on trails also prevents getting poison ivy!

Wear the Right Clothes – To prevent sunburns and insect bites, wear sunscreen, a hat, tennis shoes or hiking boots, pants, and bug-spray.


Water, Water, Water – Drink plenty of water before you go and bring some with you!

Always bring a buddy! A buddy can help you in an emergency and can make your adventure more fun!



ACTIVITY 1 : Map Reading 101

Starved Rock trail maps are located in the Starved Rock Visitor Center and at every major trail intersection within the hiking trail system. It is important to know how to read these trail maps before heading out on your hike. Use the trail maps to answer the following questions:



1. The Starved Rock Visitor Center (where you are now) is indicated by what symbol?
2. How many total miles of hiking trail does Starved Rock State Park have?
3. Trails at Starved Rock are indicated by color coding. List the three different trails that we have at Starved Rock and their corresponding color.
4. Yes or No. You are hiking on a trail at Starved Rock and you see a post with a white dot. Do white directional dots mean that you are **GOING AWAY FROM** the Starved Rock Visitor Center?
5. How many miles is Eagle Cliff Overlook from the Starved Rock Visitor Center (one way)?
6. True or False. DO NOT remove anything from a state park, including wildflowers.
7. Multiple Choice. The  symbol on the maps indicates what?
 - a. Overlooks
 - b. Showers
 - c. Major Stairways
8. List three canyons that do NOT have interior trails.



ACTIVITY 2: Hike and Seek

Many different plants and animals call Starved Rock home. Get outside and enjoy nature! Take a hike to Starved Rock or to French Canyon. Use information from your hike to answer the following questions.

1. Identify at least TWO animals that you saw along the trail. What did the animals look like? What color were they? What were they doing?
2. List FOUR trees native to Starved Rock State Park (hint – tree markers are located around the visitor center building). Describe the tree bark. Is it rough or smooth? What color is the tree bark?
3. Identify FOUR birds commonly found at Starved Rock. (hint – bird feeding station located on east side of Visitor Center). What color were they? What were they doing?



ACTIVITY 3: Scavenger Hunt

Displays in the Visitor Center can be used to answer the following questions:

1. In what year did Starved Rock become a state park? _____
2. Which Native American tribe “starved” on top of Starved Rock? _____
3. Chief _____ was killed at a tribal council in Southern Illinois.
4. Overlooks and canyons throughout the park are comprised mainly of what type of rock?

5. Name three native fish in the aquarium. _____, _____,
_____.
6. The _____ was a program set up by President Roosevelt during the Great Depression to give young unemployed men jobs. These men completed projects throughout Starved Rock and across the country.
7. Father _____ founded the first Christian mission, the Mission of the Immaculate Conception, at the Village of the Kaskaskia.
8. During the summer months, Native Americans of the Starved Rock area lived in _____. In the winter months, tribes moved south to warmer climates in order to find food. During this time Native American’s lived in _____.
9. Name three animals that are native to Illinois. _____, _____,

10. _____ pelts were traded between the French and Native American tribes of the Starved Rock area.
11. _____ was constructed on top of Starved Rock in 1682 by the French for fur trade with Native Americans of the Starved Rock area.
12. American White Pelicans do not dive for food, but float along the water and scoop up fish with their enormous bill. A White Pelican’s bill can hold up to _____ gallons of water!
13. Bats use _____ to navigate and find insects for their nightly meal.

ACTIVITY 4: Voyageurs and the Fur Trade

Fill in the blanks from the word bank below.

The fur trade in the Starved Rock area began in the late 1600's and lasted into the early 1800's. Rivers were like _____ used to travel from place to place. The _____ were men who traded goods and supplies with Native Americans in exchange for animal pelts or _____. Most of the voyageurs were from _____. They were very strong men who could carry heavy packs of supplies on their backs over long distances. They often carried two packs at a time that were _____ pounds each! To pass the time, they sang songs. They carried items such as _____ to trade with the Native Americans. The voyageurs wanted _____ pelts most because they were valuable for making felt hats worn by men in Europe. Sometimes the Native Americans and fur traders gathered in one spot for a _____.

Word Bank


French Canada 90 cloth
beaver rendezvous voyageurs
furs highways

ACTIVITY 5: Bald Eagles at Starved Rock



Bald Eagles

The bald eagle is the national symbol of the United States. They have made an amazing recovery from the brink of extinction. Habitat protection has been one factor in their recovery. Eagles migrate to the Starved Rock area in search of food during the winter months. Use the clues to find the answers to the crossword puzzle!



Across


2. An Eagle's primary diet consists of what?
3. After how many years does an Eagle's head and tail turn white?
4. An Eagles' talons and beak are made of what material?
5. Forty years ago the Bald Eagle was near extinction due to what chemical?
7. Are male Eagles bigger or smaller than female Eagles?
8. How many feet is an Eagles wingspan?

Down

1. Bald Eagles like to nest in what type of tree?
3. Eagles live to be how many years old?
6. On average, an adult Bald Eagle weighs how many pounds?

Eagle Trees

White pine trees are great places to look for bald eagles. The pines are usually the tallest trees around and are great places for the eagles to build their nests. The adult eagles can perch up high and look for trouble. Can you see any white pines nearby? Look for their up-turned branches and long needles.



ACTIVITY 6: Word Search

Finish the words in the sentences below, then find those words in the puzzle.

Words may be read up, down, forward, and backward.

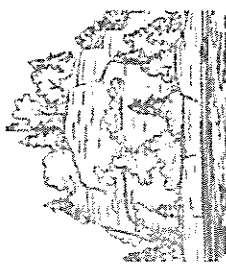
1. The Northern C _ _ _ _ _ is Illinois' State bird.
2. W _ _ _ _ is the best season to view Bald Eagles.
3. M _ _ _ _ are animals that have hair or fur and are warm blooded.
4. The I _ _ _ _ River (which borders the park to the north) is formed from the merging of two smaller rivers, the Des Plaines River and Kankakee River.
5. Which owl's hooting call sounds as if it's saying "Who cooks for you? Who cooks for you all?"
B _ _ _ _ O _ _
6. Starved Rock State Park is 586 feet above S _ _ L _ _ _ _ .
7. If you have a question about Starved Rock, who can you ask? R _ _ _ _ _
8. B _ _ _ fly into the night after they sleep all day in a cave or mineshaft.
9. C _ _ _ _ _ and B _ _ _ _ _ are two types of fish native to Illinois.
10. Bald Eagles have been recently upgraded from E _ _ _ _ _ _ _ _ to T _ _ _ _ _ _ _ _ .

E Q G H T U I Q G A S N L L Y J P W
R D M T B H H S E A L E V E L H Z I
A Z H S D A R B P C A R D I N A L E
N Z E O C X R E A K L D I F C D F I
G D W U V F T R A T R X P M R J Z L
E K H F A T K L E T S R L T A J F L
R D T S F V Q M O D E U V P P S A I
U P M A M M A L S Y O N O S P K Y N
W G U H K Y P I A O A W E N I V L O
B L U E G I L L E C E L L D E X T I
X K Q W I N T E R V Q Y K Z S W J S
A W L E N D A N G E R E D M V W S H





Starved Rock State Park

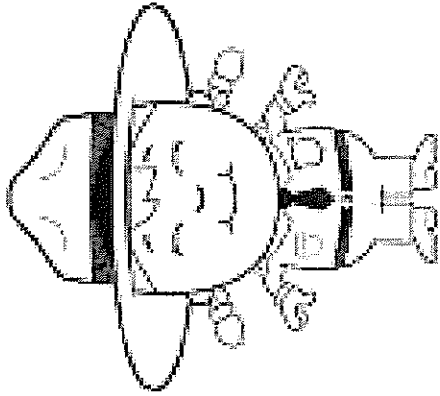


This certifies that:

Has completed the required activities and is hereby designated a

Junior Ranger

Congratulations!



Park Ranger

Date